

# Polling Massachusetts Voter Sentiment on State Tax Reform

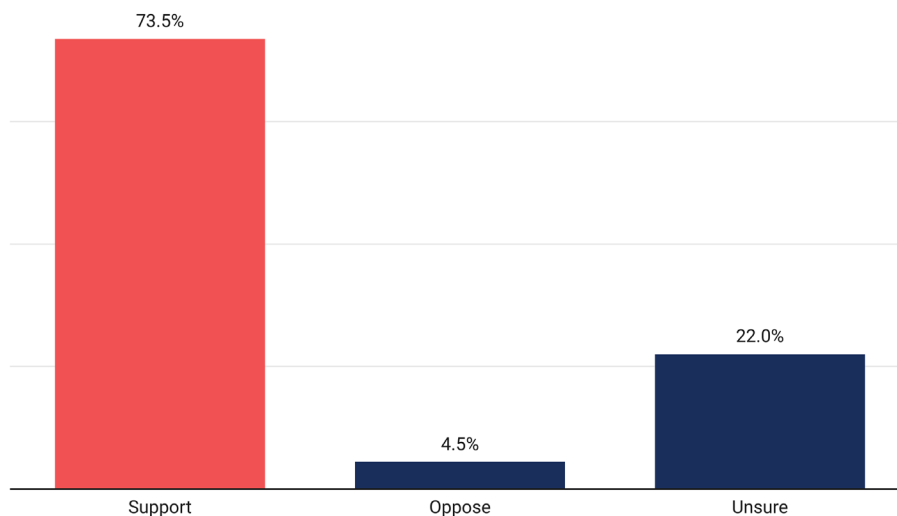
August 2025

In July, Mass Opportunity Alliance and Big Village polled 1,007 Massachusetts voters on their sentiments regarding tax reform. The poll was conducted July 16–25, 2025, and has a margin of error of 3.1% at a 95% confidence interval.

## POLL RESULTS

Currently, Massachusetts has a voter-enacted cap on state revenues, which returns money to taxpayers if the state collects more than is allowed in taxes. However, the cap has only triggered returns to taxpayers twice in about 40 years, leading some to call for an improvement that returns more money to taxpayers (such as the \$3 billion that was returned in 2022).

**Would you support or oppose a reform that gave you more frequent returns of your tax dollars?**

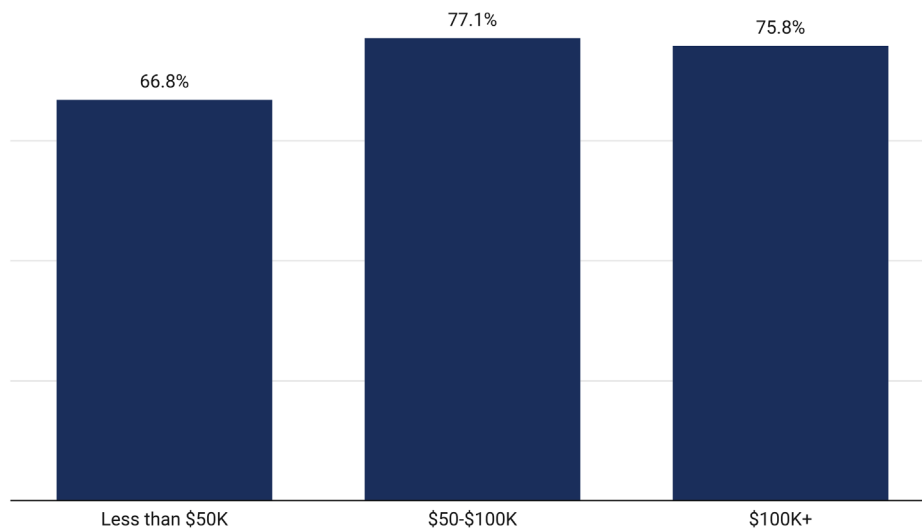


Sample is  $n = 1,007$ , with a margin of error of  $\pm 3.1\%$  at the 95% confidence level.

Chart: Mass Opportunity Alliance • Source: Big Village • Created with Datawrapper

This support for a reform that returns taxpayer dollars holds across income levels and political affiliation.

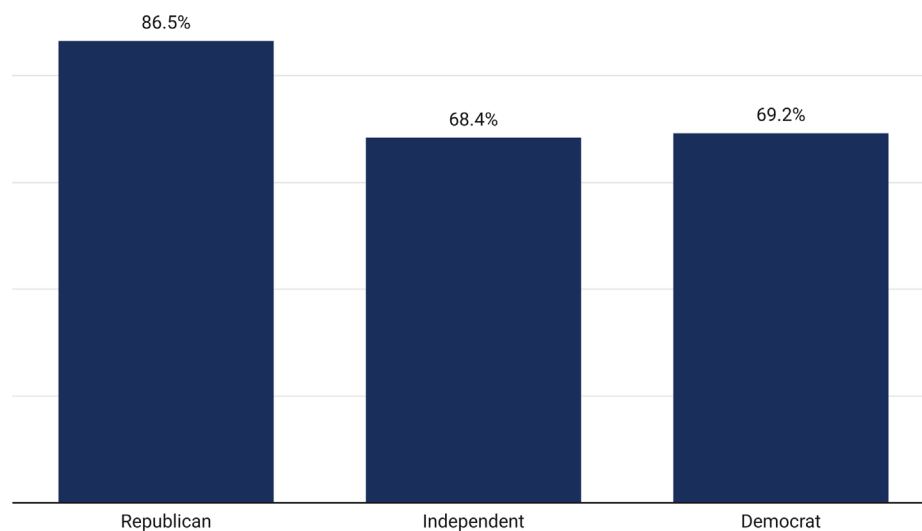
### Support for Taxpayer Return Reform by Income Bracket



Sample is  $n = 1,007$ , with a margin of error of  $\pm 3.1\%$  at the 95% confidence level.

Chart: Mass Opportunity Alliance • Source: Big Village • Created with Datawrapper

### Support for Taxpayer Return Reform by Political Affiliation

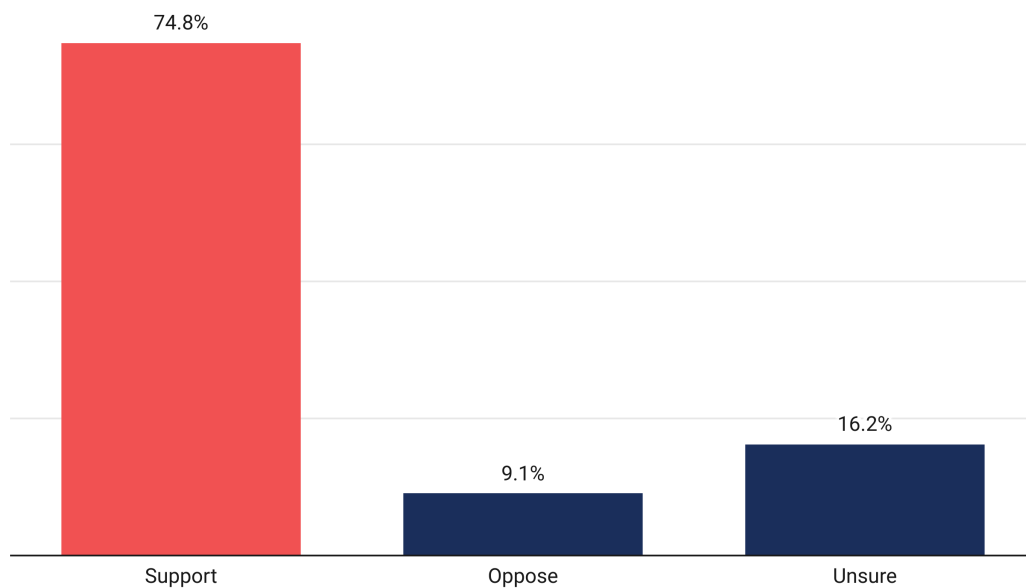


Sample is  $n = 1,007$ , with a margin of error of  $\pm 3.1\%$  at the 95% confidence level.

Chart: Mass Opportunity Alliance • Source: Big Village • Created with Datawrapper

In a recent survey of former Massachusetts residents, 70 percent cited the state's high taxes as a primary reason for moving out of Massachusetts.

**Would you support or oppose a proposal to reduce the state's income tax rate from its current level of 5 percent to 4 percent (which is effectively a 20% income tax cut)?**

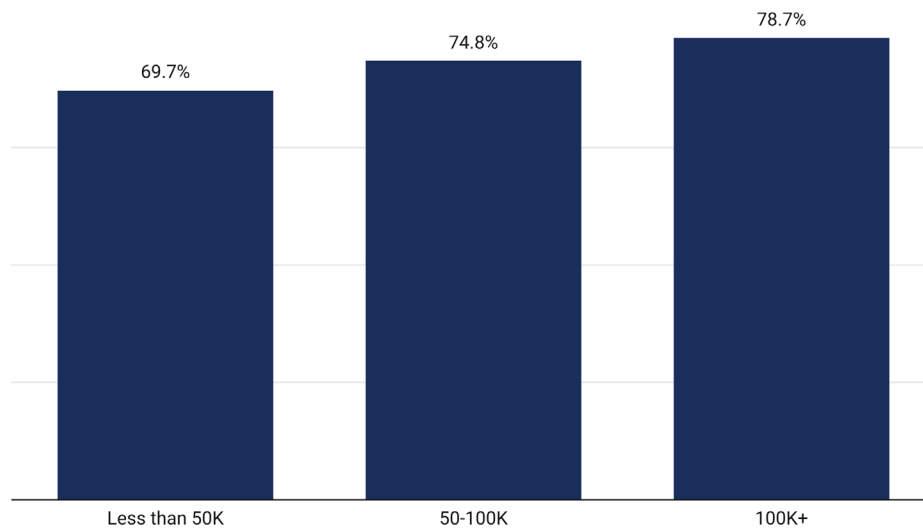


*Sample is n = 1,007, with a margin of error of +/- 3.1% at the 95% confidence level.*

Chart: Mass Opportunity Alliance • Source: Big Village • Created with Datawrapper

This support for a reform that reduces the income tax rate holds across income levels and political affiliation.

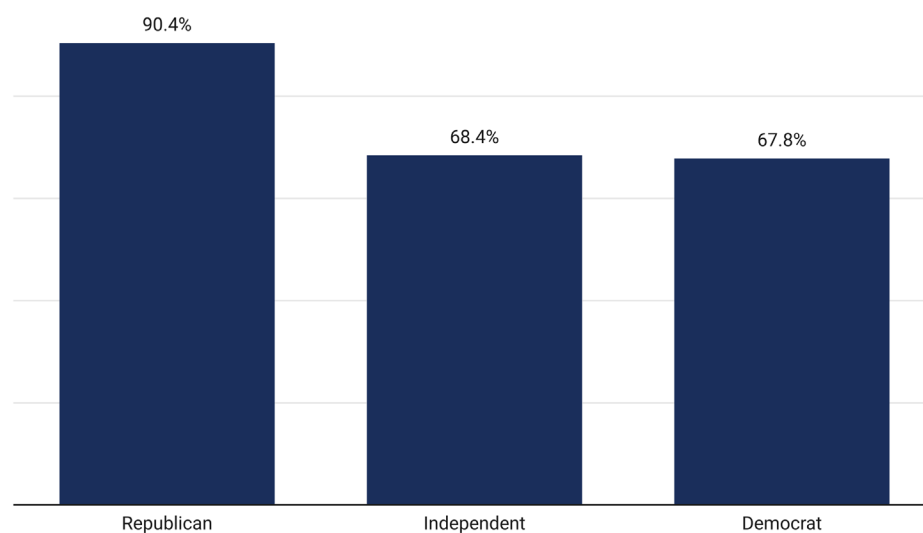
### Support for Income Tax Rate Reduction by Income Bracket



Sample is  $n = 1,007$ , with a margin of error of  $\pm 3.1\%$  at the 95% confidence level.

Chart: Mass Opportunity Alliance • Source: Big Village • Created with Datawrapper

### Support for Income Tax Rate Reduction by Political Affiliation

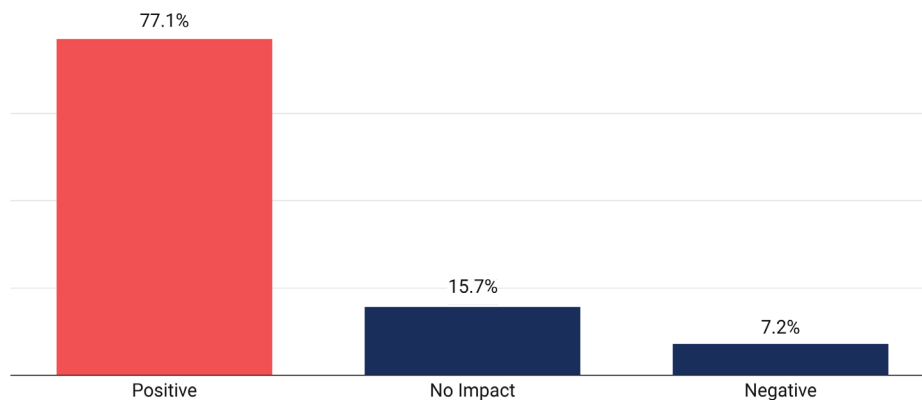


Sample is  $n = 1,007$ , with a margin of error of  $\pm 3.1\%$  at the 95% confidence level.

Chart: Mass Opportunity Alliance • Source: Big Village • Created with Datawrapper

Three-fourths of voters believe an income tax rate reduction will have a positive impact on their family's finances.

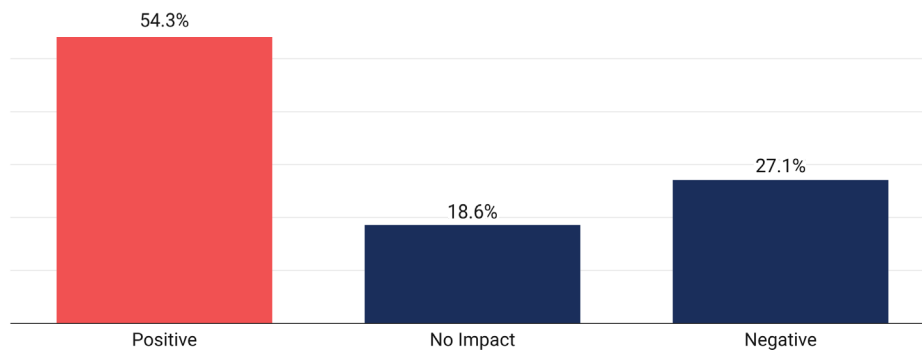
**What impact do you think a 20% cut in the income tax will have on your own family's finances?**



Sample is n = 1,007, with a margin of error of +/- 3.1% at the 95% confidence level.  
Chart: Mass Opportunity Alliance • Source: Big Village • Created with Datawrapper

A majority of voters also believe an income tax rate reduction will have a positive impact on the state's economy.

**What impact do you think a 20% cut in the income tax will have on the state economy?**



Sample is n = 1,007, with a margin of error of +/- 3.1% at the 95% confidence level.  
Chart: Mass Opportunity Alliance • Source: Big Village • Created with Datawrapper